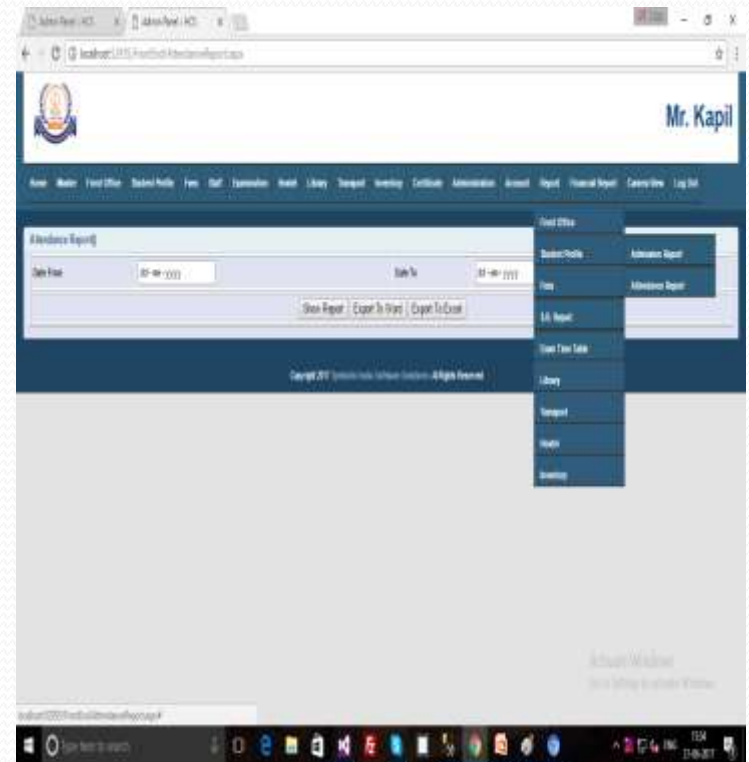


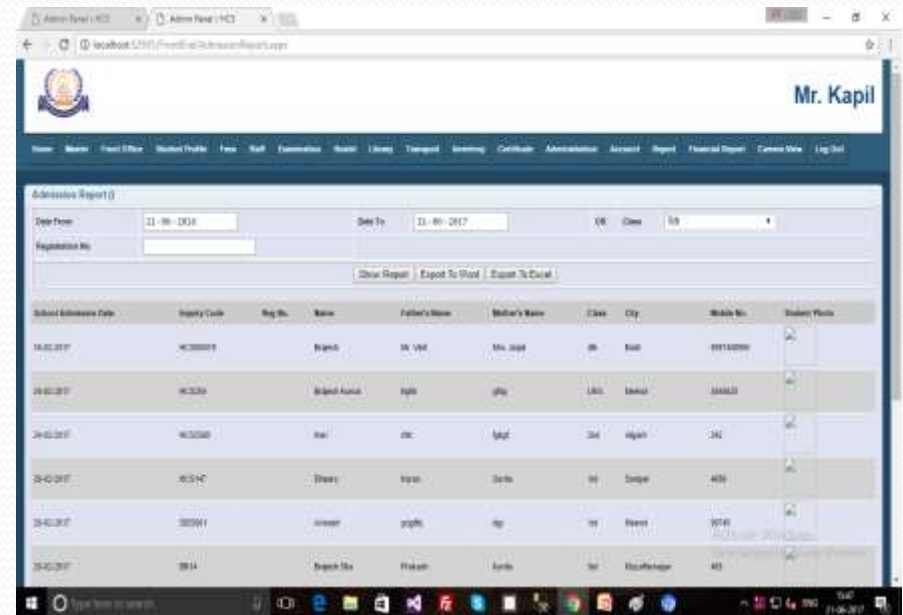
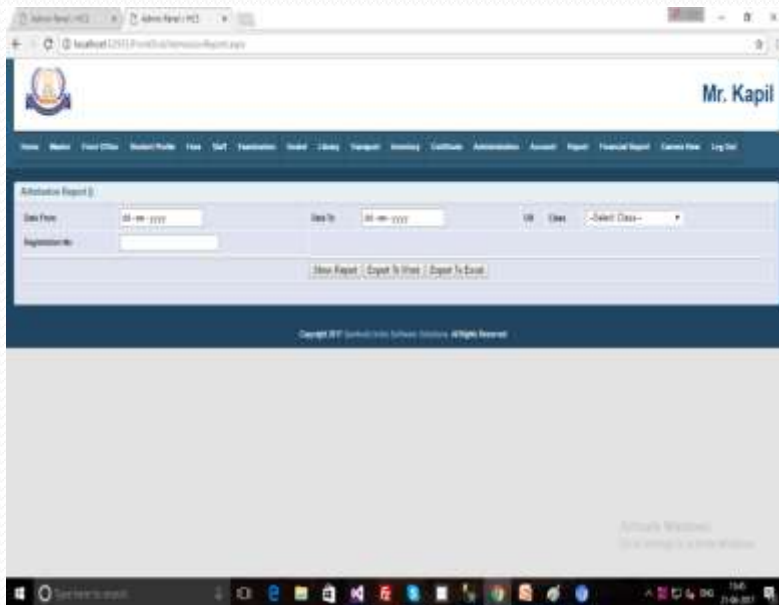
Student Profile

- Student Profile
- Admission Report
- Attendance Report



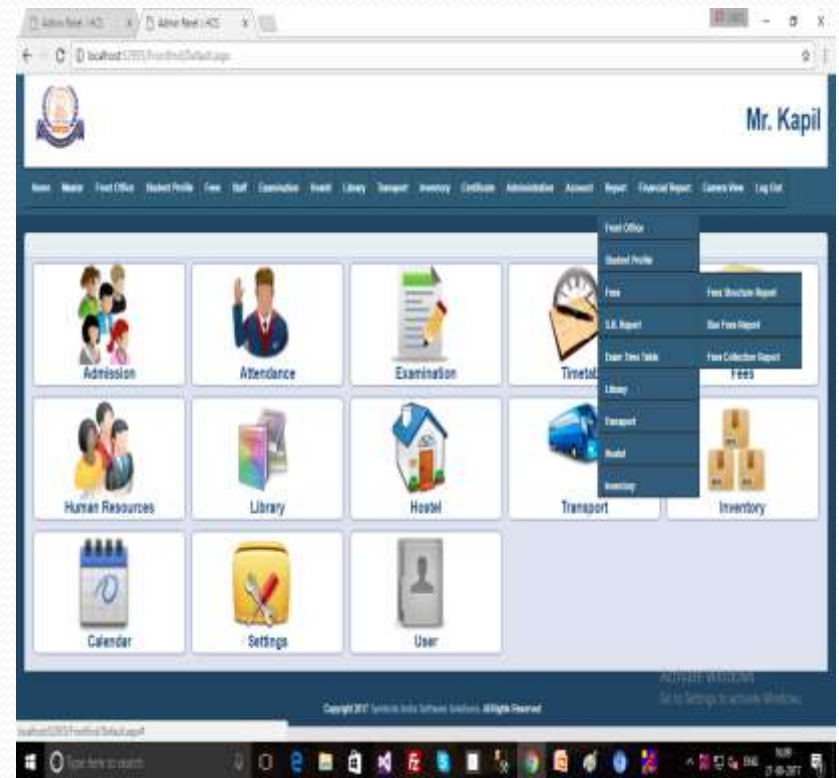
Student Profile (Admission Report)

This form for find out the report of School Admission. There are also same process as the before report.



Fees

- Fees
 - Due Fees report



Fees (Due Fees Report)

There are we can find out the report of Due Fees Report.

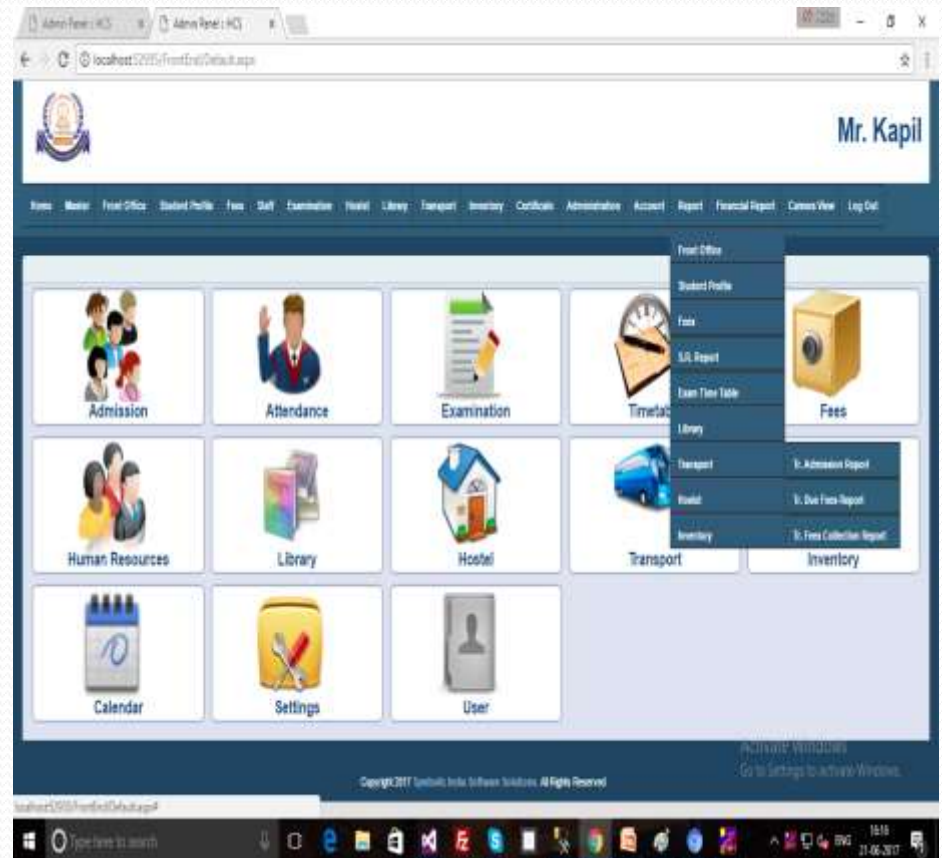
The screenshot shows the 'Due Fees Report' form in the software interface. The form includes fields for 'Date From' (set to 01-01-2017), 'Date To' (set to 31-01-2017), and 'Class'. Below the form are buttons for 'Show Report', 'Export to Word', and 'Export to Excel'. The user's name 'Mr. Kapil' is visible in the top right corner of the interface.

The screenshot shows the 'Due Fees Report' table in the software interface. The table displays a list of students with their respective fees. The columns include Form No, Roll No, Name, Father's Name, School Fee, Lab Fee, Library Fee, Total Fee, Deposit, Dis, A/C Meter, Class, and Assessed Year. The data is as follows:

Form No	Roll No	Name	Father's Name	School Fee	Lab Fee	Library Fee	Total Fee	Deposit	Dis	A/C Meter	Class	Assessed Year	
07	16-02-2017	41	Pranshu S.	Mr. Saugan	0	0	0	00	00	0	Maths	3rd	2016-17
08	16-02-2017	47	Deep	Mr. Anand	0	0	0	20	20	0	Math	3rd	2016-17
4	16-02-2017	14	ML	00	40	20	0	40	40	0	opt	10-12	2015-16
04	16-02-2017	56	MR	NA	0	4500	0	0	0	0	opt	10	2016-17
09	16-02-2017	0	Rishi	NA	0	0	0	20	20	0	Math	3rd	2016-17
09	16-02-2017	0	Rishi	NA	0	0	0	20	20	0	Math	3rd	2016-17
07	16-02-2017	0001	Devesh S.	NA	0	0	0	20	20	0	Math	3rd	2016-17
08	07-02-2017	2225	Sameer	Mr. Anand Kumar	0	0	0	00	0	0	10-12	10	2016-17
0028	16-02-2017	0002	000	000000	0	0	0	20	20	0	10-12	10	2016-17
03	16-02-2017	07	00	00	0	0	0	20	20	0	10-12	10	2016-17

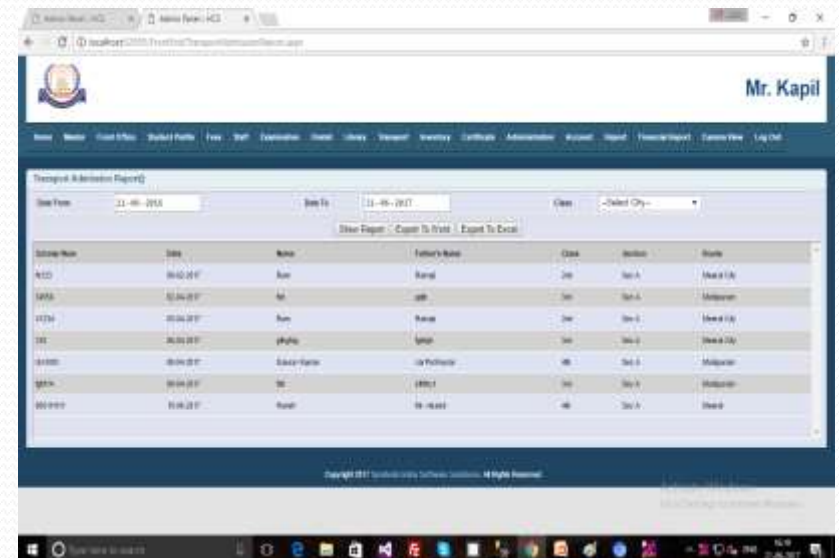
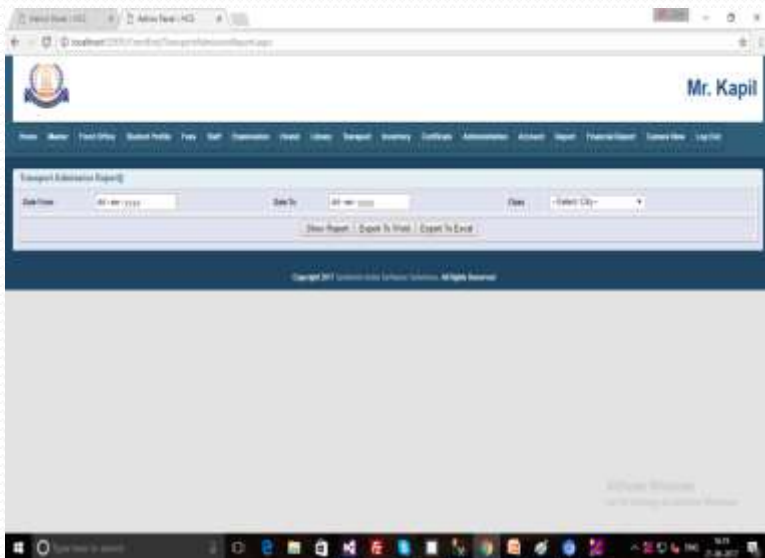
Report (Transport)

- Transport
 - Tr. Admission Report
 - Tr. Due Fees Report



Transport (Tr. Admi. Report)

There are process of find out the report of Transport Admission Report by date.



Transport (Tr. Due Fees Report)

This form for find out the record of Transport Due fees Report. Below record will be find by “Date From” to “Date To”.

Transport Due Fees Paying

Date From: 01-01-2017 Date To: 01-01-2017 Class: -Select Class-

Show Report Export To Word Export To Excel

Copyright © IT Systems India Software Solutions. All Rights Reserved.

Transport Due Fees Paying

Date From: 01-01-2017 Date To: 01-01-2017 Class: -Select Class-

Show Report Export To Word Export To Excel

S.No	Date	S.No	Order Month	Exp Year	Name	Father's Name	Class	Route	Total Amount	Disput Amount	Due Fees
8181	09-02-2017	811	February	2017	Vijay	Mr. Pradham	3rd	Madhwa	2882	2882	0
8222	09-02-2017	820	February	2017	Rishi	Mr. Durgam	2nd	Madhwa	1554	1554	0
8120	09-02-2017	8128	February	2017	Pran	Mr. Pradham	3rd	Madhwa	344	344	0
814	19-02-2017	819	February	2017	Harsh	Mr. Pradham	3rd	Madhwa	485	485	0
81	19-02-2017	44	February	2017	Ashish	Mr. Pradham	2nd	Madhwa	4	4	0
4	19-02-2017	44	February	2017	Aravind	Mr. Pradham	3rd	Madhwa	4	4	0
14	19-02-2017	41	February	2017	Harsh	Mr. Pradham	3rd	Madhwa	5	5	0
8	19-02-2017	1	February	2017	Harsh	Mr. Pradham	3rd	Madhwa	4	4	0
22854	25-02-2017	8814	March	2017	Aravind	Mr. Pradham	2nd	Madhwa	195	195	0
174684-004	26-02-2017	8414	March	2017	Aravind	Mr. Pradham	3rd	Madhwa	100	100	0

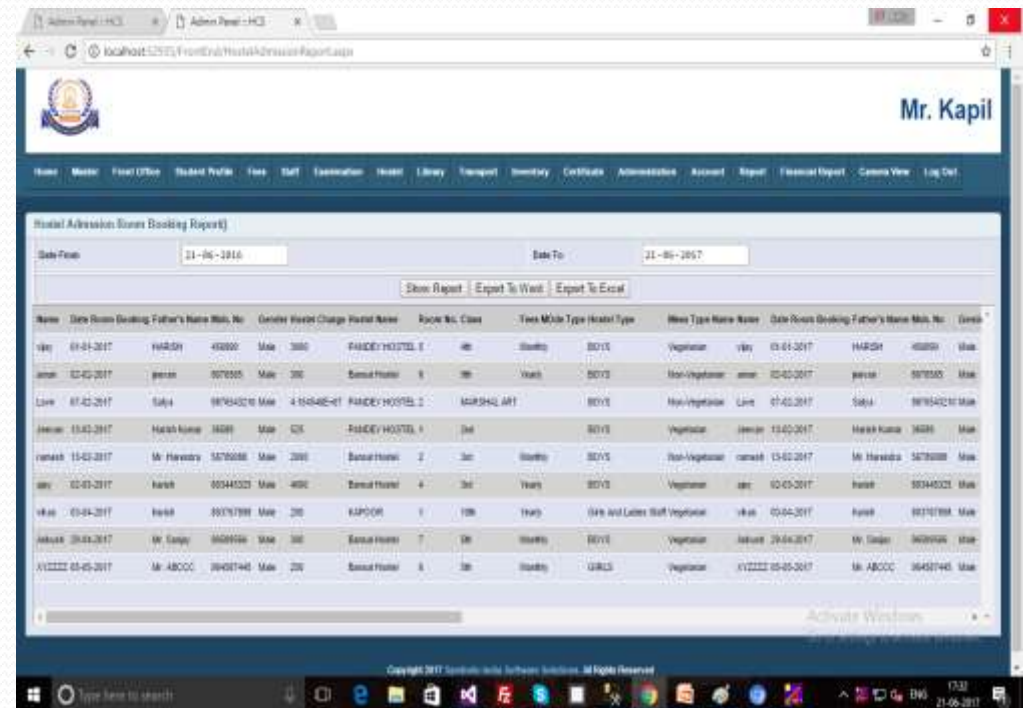
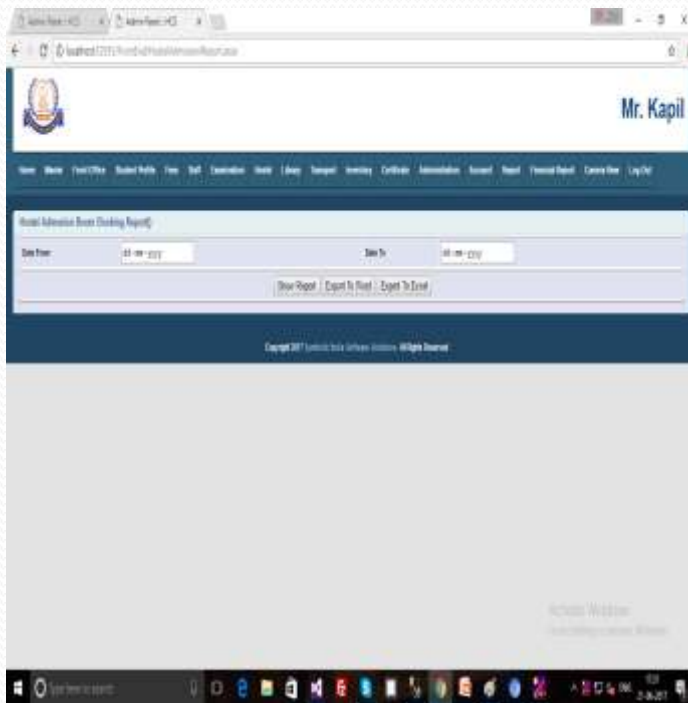
Report (Hostel)

- Hostel
 - Hostel Admission Report
 - Hostel Due Fees Report



Hostel (Hst Admission Report)

This form for find out the report of Hostel Admission Report. We will be find out the record by “Date From” to “Date To”.



Hostel (Hostel Due Fees Report)

This form for find out the Hostel Due fees report. There are same process of find out the record of Hostel Due Fees Report.

Hostel Due Fees Report

Date From: 01-01-2017 Date To: 01-01-2017 Hostel Name: Select Hostel Name

Show Report Export to Word Export to Excel

Copyright © 2017. All Rights Reserved.

Hostel Due Fees Report

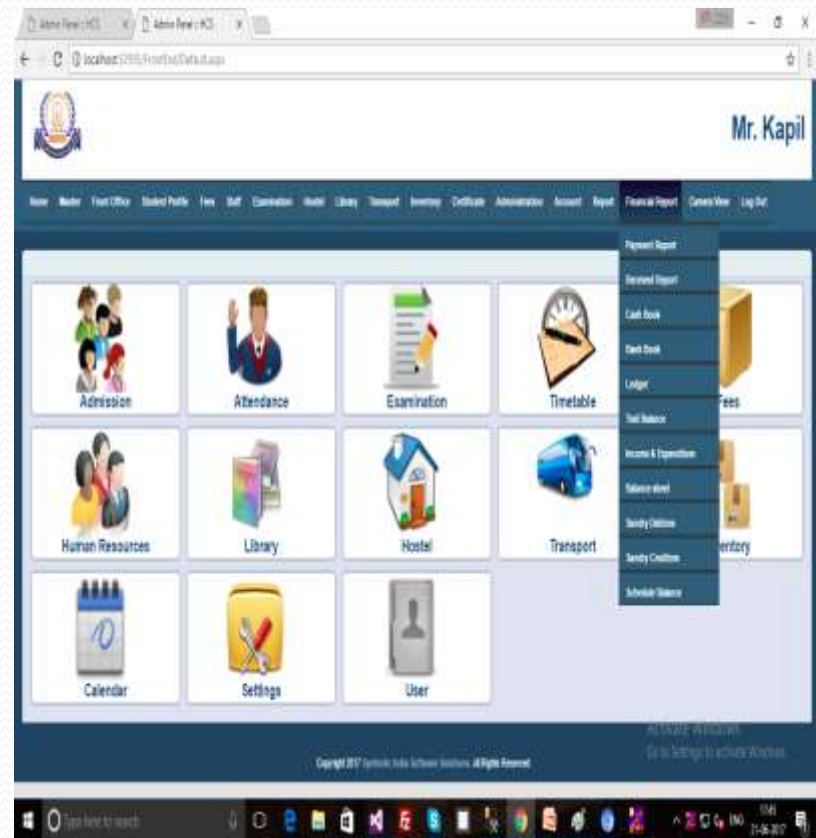
Date From: 01-01-2017 Date To: 01-01-2017 Hostel Name: Select Hostel Name

Show Report Export to Word Export to Excel

Roll No.	Roll Date	School No.	Report Month	Report Year	Name	F Name	Total Fees	Commission On	Lev Fees	Deposit Amount	Due Fees	Name	Bank
1001	01-01-2017	1001	January	2017	Harsh Kumar Singh	W. Veer	100	0	0	0	0	PRANVI HOSTEL	
1002	01-01-2017	1002	February	2017	Har	W.	100	0	0	100	0	PRANVI HOSTEL	State Bank of India
1003	01-01-2017	1003	February	2017	Harsh	Vipin	100	0	0	100	0	PRANVI HOSTEL	State Bank of India
1004	01-01-2017	1004	February	2017	Sarita	Shruti	100	0	0	0	0	PRANVI HOSTEL	
1005	01-01-2017	1005	February	2017	Sita	Shruti	100	0	0	100	0	PRANVI HOSTEL	State Bank
1006	01-01-2017	1006	February	2017	Hemant Kumar	Harsh	100	0	0	0	0	PRANVI HOSTEL	
1007	01-01-2017	1007	February	2017	Ravi	W. Akash	100	0	0	100	0	PRANVI HOSTEL	
1008	01-01-2017	1008	February	2017	Anish	W. Vikram	100	0	0	0	0	PRANVI HOSTEL	
1009	01-01-2017	1009	February	2017	Shubham	W. Pratik	100	0	0	100	0	PRANVI HOSTEL	
1010	01-01-2017	1010	February	2017	Shubham	W.	100	0	0	0	0	PRANVI HOSTEL	

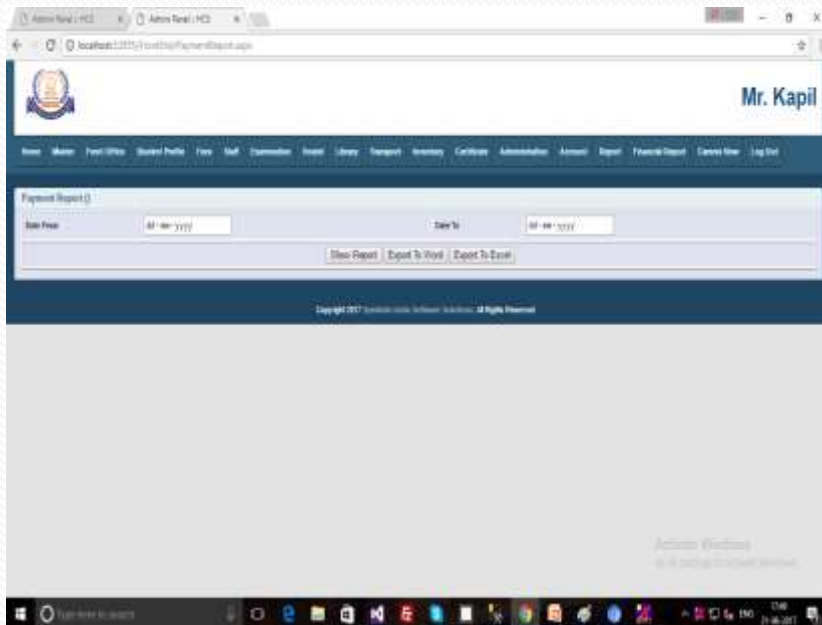
Financial Report

- Financial Report
- Payment Report
- Received Report



Financial Report (Payment Rep)

In the Financial report there are a option of payment report. So, we can find the report of payment from here by date.

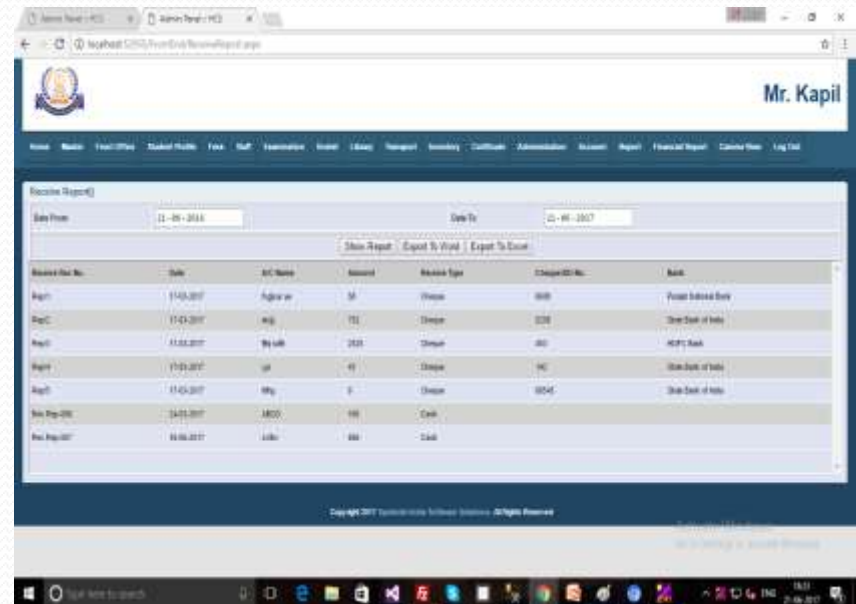
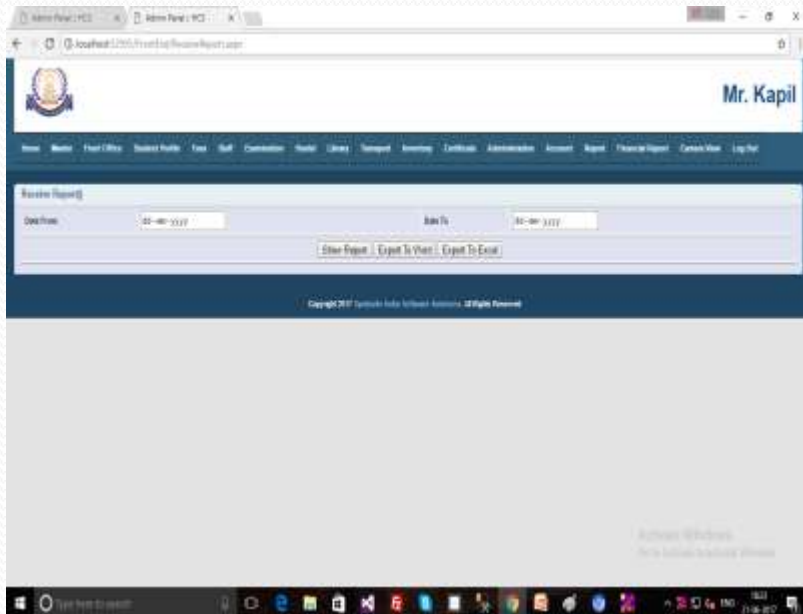


This screenshot shows the 'Payment Report' table in a web application. The table displays a list of payments with columns for Payment No., Date, A/C Name, Amount, Payment Type, Cheque No., and Bank. The data is filtered for the date range 22-01-2017 to 22-01-2017. The table includes buttons for 'Show Report', 'Export to Word', and 'Export to Excel'. The application's navigation menu includes Home, Admin, Fee, Staff, Examination, Result, Library, Transport, Inventory, Certificate, Administration, Account, Report, Financial Report, Contact Us, and Log Out. The footer contains 'Copyright 2017' and 'All Rights Reserved'.

Payment No.	Date	A/C Name	Amount	Payment Type	Cheque No.	Bank
107	22-01-2017	Regisr	571	Cash		
108	01-01-2017	W.K. Kulkarni	100	Cheque	0549	India Bank
109	01-01-2017	W.B. Kulkarni	80	Cheque	0607	HDFC Bank
110	01-01-2017	Sudh	5	Cheque	0500	State Bank of India
111	01-01-2017	S. Kulkarni	9	Cheque	0600	State Bank of India
112	01-01-2017	W.K. Kulkarni	100	Cheque	0600	Private National Bank
113	01-01-2017	W.K. Kulkarni	100	Cheque	0600	HDFC Bank
114	01-01-2017	W.K. Kulkarni	100	Cheque	0600	Private National Bank
115	01-01-2017	W.K. Kulkarni	11	Cheque	0600	India Bank
116	22-01-2017	W.K. Kulkarni	100	Cash		

Financial Report (Receive Report)

There are also same process of find out the Receive Report as the Payment report.





End

Thank You

Symbolic India Software Solutions

Mob No. +91-9540570864, +91-9650889185

Email – symbolicindia@gmail.com

help.symbolic@gmail.com

Website - www.symbolicindia.com